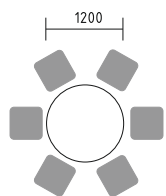


CONFERENCE TABLES

Conference tables complement the system. The variety of shapes, sizes and colours offer a wide range of possibilities to organize for all kinds of meeting rooms.

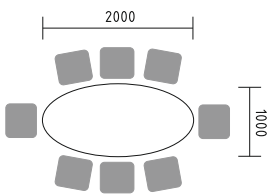


- ST12** DISC BASE TABLE Ø1200/730
- A3504** X3 STORAGE 801/432/1129
- AS300** GLASS DOOR WITH ALUMINIUM FRAME 30H
- GAYA** X4 CHAIR 660/510/825

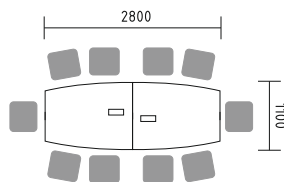


PS80 DISC BASE TABLE Ø800/1100

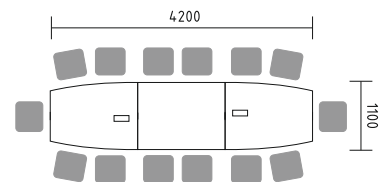




ST12E DISC BASE TABLE 2000/1000/730
A2104 X2 STORAGE 801/432/777
A2504 STORAGE 801/432/777
A2902 STORAGE 402/432/777
GAYA X6 CHAIR 660/510/825



ST14 X2 TABLE 1400/1100/730

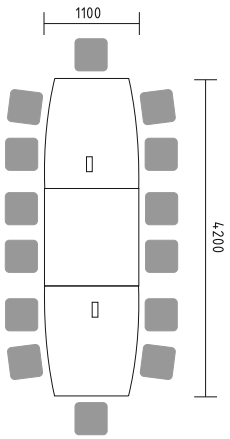


ST14 X2 TABLE 1400/1100/730
ST14S TABLE 1400/1100/730

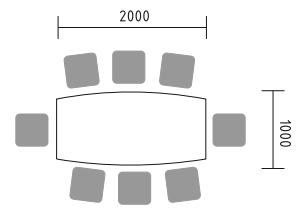


CONFERENCE TABLES

Modular conference tables are perfect to suit larger meeting spaces.



- PLF14L** TABLE 1400/1100/740
- PLF14P** TABLE 1400/1100/740
- PLF14S** TABLE 1400/1100/740
- GAYA** X6 CHAIR 660/510/825
- CAN11** CANOE LAMP 1105/360/360



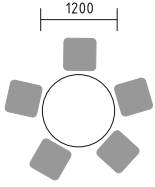
- PLF12P** TABLE 2000/1000/740
- GAYA** X4 CHAIR 660/510/825
- CAN11** CANOE LAMP 1105/360/360



CONFERENCE TABLES

Different styles, shapes and sizes of the tables can serve larger and smaller meetings. Thanks to their attractive properties, they can easily blend in with other office elements.

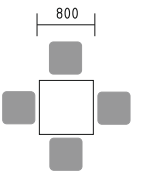
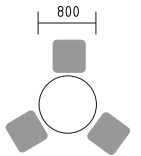




PLF11 TABLE Ø1200/740
ZS01 X2 SLIDING DOOR STORAGE 2000/434/1129
ZW018 X3 SONIC PANEL 800/40/1850
GAYA X5 CHAIR 660/510/825



PLF80 TABLE Ø800/740



PLF81 TABLE 800/800/740





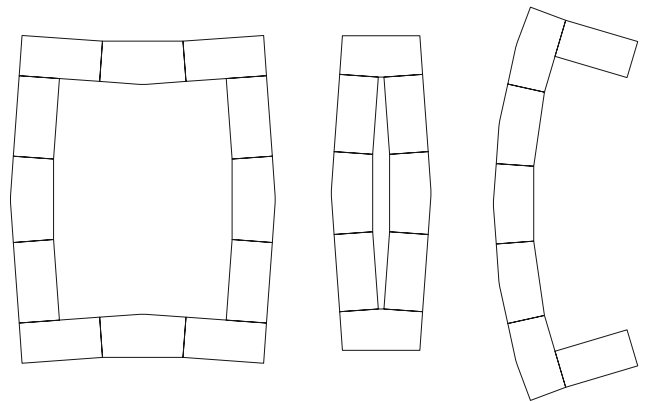
CONFERENCE TABLES

Folding tables offer practical solution for adding extra desks whenever necessary. Their easy folding mechanism combined with castors comes in handy when office needs rearrangement.

PSB01 TABLE 1390/695/740
PSB02 TABLE 1486/743/740



POSSIBILITIES



PSU07 TABLE 1390/695/725

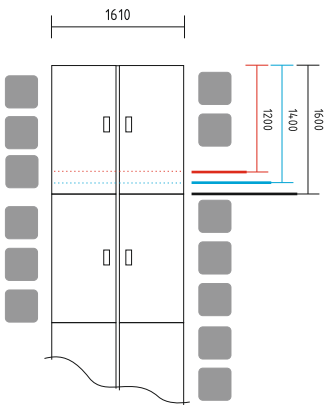


PSB02 X4 TABLES 1486/743/740
PSB01 X2 TABLES 1390/695/740
KDT13 PEDESTAL 416/600/586
SKP13 PEDESTAL PILLOW 400/600/52
A6505 X2 STORAGE 1000/432/2185
ZW818 X2 SONIC PANEL 800/40/1850
GAYA X5 CHAIR 660/510/825
SAVA X2 CHAIR 660/610/1050-1150

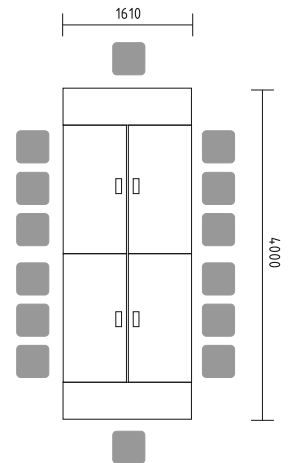


CONFERENCE TABLES

Modular bench sections do not only function as a simple workstation but also as a conference table that can be further enlarged with extensions.



- B0034** BENCH 1600/1610/740
- B0066** EXTENDING ELEMENT 1600/1610/740
- GAYA** X5 CHAIR 660/510/825
- LOUNGE SEAT** - POSSIBLE CONFIGURATION



- B0033** BENCH 1400/1610/740
- B0064** EXTENDING ELEMENT 1400/1610/740
- PL26** EXTENSION 1610/600/28
- NG41** X2 SUPPORTING LEG 40/40/712
- S81** VERTICAL CABLE DUCT
- A3504** STORAGE 801/432/1129
- A3104HZ** X4 STORAGE WITH HPL FRONT 801/432/1129
- SSL15** X2 ELLIPSE LAMP 1500/590/300
- SAVA** X8 CHAIR 660/610/1050-1150

